

SCDHEC COVID-19 GUIDANCE FOR K-12 SCHOOLS

2021-2022 Academic Year

Notice

This guidance provides more detailed recommendations as outlined in the requirements of the SC School and Childcare Exclusion List. The SC School and Childcare Exclusion List is a legal document that is regulated by state statute. As such, this guidance document is superseded by the SC School and Childcare Exclusion List criteria. Guidance is subject to change as new information requires. Updates will be indicated in dates associated with each individual document and will be recorded for historical records within each.

Last Updated: January 15, 2022

Contents

Revision History.....	3
Definitions	4
January 9, 2022.....	4
COVID-19 Interim Guidance for K-12 School Operations.....	5
January 15, 2022	5
1. Vaccination	6
2. Mask Use	6
3. Physical Distancing	7
4. Contact Tracing in Combination with Isolation and Quarantine.....	8
5. Staying Home When Sick and Getting Tested	9
6. Asymptomatic Screening Testing	9
7. Ventilation	10
8. Handwashing and Respiratory Etiquette.....	10
9. Cleaning and Disinfection	10
Interim Guidance for School Buses.....	12
September 7, 2021	12
Social Distancing and Capacity	12
Cleaning and Disinfection.....	12
Ventilation	12
Personal Prevention Practices.....	12
Messaging to Parents	12
References.....	12
K-12 Schools Interim Guidance for Management of COVID-19 Cases	14
January 15, 2022	14
Definitions	14
Preparation for COVID Cases in the School.....	15
Individuals with symptoms of COVID-19 (but no known exposures to COVID-19).....	15
COVID Case in School	16
Management of Cases and Contacts in School Settings	17
Athletics/Activities*	19
Household close contact	19
Staff working while in quarantine	20
Interim DHEC COVID-19 School Testing Guidance.....	21
January 9, 2022.....	21

Types of COVID-19 Tests	21
Diagnostic Testing	21
Asymptomatic Screening Testing (Optional, Strongly Recommended Program)	22
Screening Testing in Activities/Sports	22
At-Home Rapid-Testing for COVID-19: Guidance for Schools	23
Resources	26
• South Carolina School and Childcare Exclusion List	26
• Understanding Quarantine Calendars.....	26
• CDC K-12 Schools and Childcare Guidance	26
• CDC Antigen Tests Guidelines	26
• DHEC List of Reportable Conditions	26
• CDC Antigen Tests Guidelines	26
• CDC COVID Data by County.....	26
SAMPLE COVID-19 Case School Notification Letter	27
SAMPLE COVID-19 Close Contact Notification Letter	28
NEW Attestation Form for At-Home COVID-19 Test	29
Indoor School Close Contact Scenarios	30

Revision History

- July 29, 2021: Document first published.
- August 13, 2021: Removed “unvaccinated” from the close contact definitions and clearly defined a student close contact.
- August 20, 2021: Edited the close contact definitions for students in section 4.
- September 7, 2021: Updated mask use to include DHEC’s recommendation for mask requirements in section 2 and strengthened recommendation for screening testing in section 6.
- September 10, 2021: Deleted an extra bullet
- September 29, 2021: Edited information about Proviso 1.108.
- October 12, 2021: Edited the close contact definition for students.
- October 20, 2021: Updated the testing recommendations for vaccinated individuals.
- November 5, 2021: Updated the age for Pfizer vaccine availability.
- January 4, 2022: Updated the isolation/quarantine definitions, maximally vaccinated definition
- January 9, 2022: Updated the definition for vaccinated and guidance for response to a cluster/outbreak within a classroom. Examples for household contacts updated.
- January 15, 2022: Updated allowance for school staff to work during quarantine in times of crisis staffing conditions. Return to quarantine test strongly recommend for students no sooner than day 5. Test-to-stay program testing criteria updated. Mask guidance updated.

This guidance is consistent with data and information available as of January 15, 2022 and may be updated as necessary as the situation evolves.

Close contact: Someone who was within 6 feet of an infected person (laboratory-confirmed or a clinically compatible illness) for a cumulative total of 15 minutes or more over a 24-hour period (for example, three individual 5-minute exposures for a total of 15 minutes) from 48 hours prior to symptom onset (or specimen collection for an asymptomatic infected person) of the infected person, **until they meet criteria for [discontinuing home isolation](#)**.

- The close contact definition excludes students who were within 3 to 6 feet of an infected student (laboratory-confirmed or a clinically compatible illness) if the exposed student(s) wore mask(s) during the exposure time. This exception does not apply to teachers, staff, or other adults in the indoor classroom setting.
- Close physical contact can include contact with the mucous membranes of a COVID infected person through such things as, kissing, sharing eating/drinking utensils, etc., regardless of the time frame.

Contact tracing: The practice of identifying, notifying, and monitoring individuals who may have had close contact with a person determined to be a confirmed or probable case of an infectious disease as a means of controlling the spread of infection.

Diagnostic Testing: The use of viral (antigen or PCR) COVID-19 tests to determine if an individual with symptoms compatible with COVID-19 is currently infected with SARS CoV-2, the virus that causes COVID-19.

Isolation: Isolation is used to separate people infected with the virus (those who are sick with COVID-19 and those with no symptoms) from people who are not infected. They must remain at home or the place they were told to isolate and avoid contact with other people until their isolation period is over. This includes avoiding contact with those in their household as much as possible.

OTC: Over the Counter Use – a medical product approved for use at home without need of a medical professional and without a prescription.

PPE: Personal protective equipment that includes but is not limited to medical grade gloves, face masks, N-95 Respirators, face shields, and gowns.

Prevention strategies: Actions taken to help reduce the transmission of the virus that causes COVID-19.

Quarantine: Quarantine is used to separate people who are close contacts of someone with a contagious disease, like COVID-19, from others for a period of time to see if they become sick. This is a method to prevent the spread of disease. When someone is quarantining, they should stay home and avoid contact with other people until the quarantine period is over. This includes people in their household as much as it is possible.

Rapid Test: A test (antigen or PCR) that is administered and processed within the same day on premise without sending to another location for processing. Results are typically processed and available within several minutes.

Screening: Routine, typically performed at least once weekly, viral (PCR or antigen) testing of asymptomatic individuals in order to identify asymptomatic individuals infected with SARS CoV-2, the virus that causes COVID-19.

Vaccinated

- Fully vaccinated: a person who has completed their primary vaccine series (two doses of Pfizer or Moderna vaccine or one dose of Janssen vaccine), including an additional dose if immunocompromised, with at least two weeks since their last dose.
- Maximally vaccinated (up-to-date): a person who has completed their primary vaccine series, including an additional dose if immunocompromised, *and* has had a booster shot if eligible.



COVID-19 Interim Guidance for K-12 School Operations

January 15, 2022

Introduction

As noted by the American Academy of Pediatrics (AAP) and the Centers for Disease Control and Prevention (CDC), reopening schools so students can resume in-person, full time education is vitally important to ensuring students do not fall behind scholastically or socially. This interim guidance is based on the latest evidence-based science with the goal of ensuring schools can reopen as safely as possible. As conditions change and more evidence becomes available, the South Carolina Department of Health and Environmental Control (DHEC) will update this interim guidance as needed.

Schools should consider multiple factors, based on the school population and surrounding community, when making decisions about implementing layered prevention strategies against COVID-19. The primary factors to consider include (in order of importance):

- COVID-19 outbreaks or increasing trends in the school or surrounding community. (See [DHEC School Data](#))
- Level of community transmission of COVID-19. (See [CDC County Level Data](#))
- Ages of children served by K-12 schools and the associated social and behavioral factors that may affect risk of transmission and the feasibility of different prevention strategies.
- COVID-19 vaccination coverage in the community and among students, teachers, and staff, if available. (See [CDC Vaccination Data](#) and [DHEC Vaccination Dashboard](#))
- Use of an optional frequent screening testing program for students (with parental permission), teachers and staff who are not vaccinated.

On September 28, the U.S. District Court granted a temporary restraining order and a preliminary injunction from enforcement of S.C. Proviso 1.108 that prohibited schools or school districts from using state funds for requiring masks ([Proviso 1.108 of the Fiscal Year 2021-2022 General Appropriations Act](#)). It is the decision of each school district whether to mandate mask use. **DHEC strongly recommends mask use in all indoor school settings.**

On August 20, 2021, DHEC physicians [presented](#) to the S.C. Board of Health and Environmental Control their review and analysis of the [evidence](#) that universal masking and mask mandates reduce COVID-19 transmission in schools and that masks are safe for children. The Board voted for the Chair and DHEC Director to contact the leadership of the South Carolina General Assembly, urging them to consider providing local decision-making authority regarding mask mandates in schools.

Layered Prevention Strategies to Reduce Transmission of COVID-19 in Schools

Prevention strategies are essential to safe delivery of in-person instruction and help to prevent COVID-19 transmission in schools. Schools will have a mixed population of both people who are vaccinated and people who are not vaccinated. These variations require schools to make decisions about the use of COVID-19 prevention strategies in their schools to protect all people in the school environment, including those who are not vaccinated.

The need for layering specific prevention strategies will vary, and localities might implement more, or fewer COVID-19 prevention strategies based on community transmission levels, vaccination coverage, and local policies and regulations. However, if considering whether and how to remove prevention strategies, it is important that only one prevention strategy should be removed at a time and students, teachers, and staff should be closely monitored (with adequate testing through the school or community) for any outbreaks or increases in COVID-19 cases after removal.

These COVID-19 prevention strategies remain critical to protect people, including students, parents and guardians, teachers, and staff, who are not vaccinated, especially in areas of moderate-to-high community transmission levels:

1. Vaccination
2. Mask use
3. Physical distancing
4. Contact tracing, in combination with isolation and quarantine
5. Staying home when sick and getting tested
6. Screening testing to promptly identify cases, clusters, and outbreaks
7. Ventilation
8. Handwashing and respiratory etiquette
9. Cleaning and disinfection

1. Vaccination

- **Vaccination is currently the leading public health prevention strategy to end the COVID-19 pandemic.**
- Currently vaccination with the highly effective Pfizer vaccine is available to all people age 5 years and above. Vaccination with the highly effective Moderna and Janssen vaccines are available to those 18 years and above. [DHEC recommends](#) people receive the Pfizer or Moderna vaccine rather than the Janssen one.
- [Moderately or severely immunocompromised individuals](#) should receive an additional primary dose of COVID-19 vaccine. This dose is not the same as a booster dose, which they should also get if eligible.
- All individuals 12 years and older should receive a booster dose when eligible. CDC current criteria for eligibility is available [here](#).
- Schools are strongly encouraged to work with local public health officials and healthcare facilities and professionals to provide factual information and education about COVID-19 vaccination and to increase access to COVID-19 vaccines by coordinating vaccine clinics for staff, students, and families who wish to be vaccinated.

2. Mask Use

- DHEC recognizes the decision to mandate mask use is that of the school district but is providing the following guidance for teachers, staff, and parents.
- DHEC strongly recommends universal mask wearing in schools. However, consideration could be given to safely discontinuing universal mask wearing when the following three conditions are all met:
 - The county is not in substantial or high transmission as [reported by the CDC](#).
 - The vaccination rate among students and staff (combined) is greater than 75%.
 - There has not been an outbreak in a class in the school in the prior 2 weeks (outbreak= $\geq 20\%$ of the students in a classroom are absent/sent home in a day due to testing positive for COVID-19 or having symptoms consistent with COVID-19).
- Children under two years old, anyone who has trouble breathing, or anyone unable to remove the face covering without assistance should not wear a mask.
- All people in the school setting should be allowed to wear a mask, and steps should be taken to ensure students are not bullied or criticized for wearing a mask.
- A case or close contact who is ending isolation or quarantine early (less than 10 days) and returning to the school environment **must** wear a mask for the remainder of the 10 days in order to return to in-person learning, per [CDC guidance](#) and DHEC's [School and Childcare Exclusion List](#).
 - Individuals should defer to district or school policy when determining their return to the educational environment from quarantine.
- There are a variety of [types of masks](#). Choose a mask that has two or more layers, completely covers your nose and mouth, and fits snugly against the sides of your face and doesn't have gaps. The CDC has additional mask guidance [here](#).
 - A proper fitting KN-95 mask is ideal in non-healthcare settings, but not everyone has this type of mask. The key thing to remember, is to consistently wear a well-fitting mask to prevent the spread of

- COVID-19.
 - Masks with exhalation valves or vents, those that use loosely woven fabrics, and those that do not fit properly are [not recommended](#).
 - Schools should provide masks to those students who need or request them, such as students who forget to bring their mask or whose families are unable to afford them.
- **Indoors:** Masks are strongly recommended to be worn at all times in school facilities (classroom and non-classroom settings), with exceptions for specific people (children under 2 years old, anyone who has trouble breathing, or anyone unable to remove the face covering without assistance), or for certain settings or activities, such as while eating or drinking or when alone in an office.
- **Outdoors:** In general, people do not need to wear masks when outdoors with the following exception.
 - In areas of [substantial to high transmission](#), CDC recommends that people who are not vaccinated wear a mask in crowded outdoor settings or during activities that involve sustained close contact with other people who are not vaccinated.
- **School buses:** Mask use is required on school buses and other public transportation per federal [CDC Order](#) regardless of the mask policy at school or the individual's vaccination status; school systems should take appropriate steps to ensure compliance with this requirement by students, staff, and others. Per the CDC:
 - *"CDC's Mask [Order](#) requires the wearing of masks by travelers to prevent the spread of the virus that causes COVID-19. The requirement to wear a mask also applies to passengers and drivers on school buses, including on buses operated by public and private school systems, subject to the exclusions and exemptions in CDC's Order. Operators of school buses should refer to the Department of Education's [COVID-19 Handbook](#) for additional guidance. Note, drivers do not need to wear a mask if they are the only person on the bus. For additional information on the requirements of this Order, please visit [Requirement for Face Masks on Public Transportation Conveyances and at Transportation Hubs | CDC](#)."*
- **Healthcare areas:** Locations designated for healthcare, testing, or for awaiting pickup due to illness are considered healthcare facilities. Examples include health rooms and athletic trainer offices. As such, infection control policies and practices are held to healthcare facility standards and expectations which may differ from policies of non-healthcare school facilities.
 - Individuals being assessed, tested, or dismissed from attendance due to respiratory symptoms should be required to wear a face covering while in these designated healthcare areas and also when transiting to/from these areas.

3. Physical Distancing

- At least three (3) feet of distance between each person should be maintained to the greatest extent possible.
 - Arrange desks to maximally increase the space between them. Make desks face in the same direction (rather than facing each other). Remove non-essential furniture to maximize the distance between students.
- Avoid in-person assemblies or other congregate events. These may be done virtually with cohorts of students in classrooms if technology is available.
- Avoid students congregating in common use areas. For example, have students eat meals outdoors when feasible or utilize a consistent seating arrangement (similar to cohorting) rather than mixing in the cafeteria or other common indoor area.
 - If it is not possible to suspend use of common areas, try to limit the extent to which students mix with each other, and particularly with students from other classes.
 - Restrict hallway use through staggered release of classes. Stagger arrival and dismissal times.
- Limit people present to only students and essential faculty and staff.
- **Cohorting:** keeping people together in a small group and having each group stay together throughout an entire day. Cohorting can be used to limit the number of students, teachers, and staff who come in contact with each other, especially when it is challenging to maintain physical distancing, such as among young

children, and particularly in areas of moderate-to-high transmission levels. The use of cohorting can limit the spread of COVID-19 between cohorts but should not replace other prevention measures within each group. Cohorting people who are vaccinated and people who are not vaccinated into separate cohorts is not recommended. It is a school's responsibility to ensure that cohorting is done in an equitable manner that does not perpetuate academic, racial, or other tracking, as described in the U.S. Department of Education's [COVID-19 Handbook, Volume 1](#).

- **Transportation:** Create distance between children on school buses (for example, assign seats, seat children one child per row, skip rows, use seating charts to assist with contact tracing), to the greatest extent possible. Masks are required by federal order on school buses and other forms of public transportation in the United States. Open windows to improve ventilation when it does not create a safety hazard.

4. Contact Tracing in Combination with Isolation and Quarantine

- Case investigation and contact tracing are critical strategies to identify and isolate cases and test and quarantine close contacts to reduce transmission. Schools should collaborate with local health departments when [investigating cases](#) and exposures to COVID-19.
- **Require sick students and staff to stay home as per the [School and Child Care Exclusion List](#). Establish procedures for those who are sick at school to be sent home as soon as possible and kept masked and separate from others until they can leave.**
- CDC defines a close contact as someone who was within [6 feet of an infected person](#) (laboratory-confirmed or a [clinically compatible illness](#)) for a cumulative total of 15 minutes or more over a 24-hour period (for example, three individual 5-minute exposures for a total of 15 minutes). An infected person can spread the virus starting from 48 hours before they have any symptoms (or, for asymptomatic patients, 48 hours before the specimen was collected), until they meet criteria for [discontinuing home isolation](#).
- In the K–12 schools, the DHEC close contact definition excludes students who were within 3 to 6 feet of an infected student (laboratory-confirmed or a clinically compatible illness) if the exposed student(s) wore mask(s) during the exposure time. This exception does not apply to teachers, staff, or other adults in the indoor classroom setting.
- [Maximally \(if ≥ 18 years old\) or fully \(if 5-17 years old\) vaccinated](#) people and people verified (positive PCR or antigen test) to have been [infected with COVID-19 in the previous 90 days](#) who were in close contact with someone who has COVID-19 but do not have COVID-19 symptoms do not need to quarantine unless they develop symptoms. However, they **must** wear a mask at school until 10 days after exposure. Individuals may voluntarily choose to provide documentation of their vaccination status to eliminate the need for quarantine. Vaccinated people are recommended to get tested 5 days after exposure, even if they do not have symptoms, and they **must** wear a mask at school until 10 days after exposure even with a negative test.
- Cluster/outbreak of cases in a classroom or cohort (for classrooms or cohorts with five or more people): If 20% or more of the students within a classroom or other cohort of students (e.g., sports team or extracurricular group) are absent or sent home early on the same day due to testing positive for COVID-19 or having symptoms of COVID-19, consideration should be given to excluding all students and staff, who have not voluntarily provided evidence of vaccination, in the classroom (or cohort of students) for five (5) days after contact with the last identified COVID-19 case. This definition is subject to change as more is learned about the Omicron variant and its patterns of transmission.
- Consideration for a school or grade level temporarily going to virtual learning:
 - There is currently no data to provide an evidence base for a decision to go to virtual learning at a specific threshold of school cases. However, recognizing school district leadership could potentially benefit from expert recommendations, DHEC medical epidemiologists have developed potential thresholds for consideration, based on their professional judgement.
 - Consideration may be given by a school district for a school (or grade level) to temporarily go virtual in the following scenarios:

- School is unable to maintain operations with current staffing as determined by the school district,
 - 30% or higher rate of absenteeism in the school or grade level due to COVID-19 (including students in isolation and in quarantine),
 - 5–10% or higher of the student body is in isolation simultaneously after testing positive (or being assumed positive based on symptoms when not tested), or
 - When discussed with and recommended by local medical and public health professionals based on the local healthcare system’s capacity.
- If a school (or grade level) temporarily goes to virtual learning for one of the above scenarios, it is recommended that they remain virtual for 5 to 10 days then re-evaluate the situation.
- Details of individual cases of COVID-19 do not need to be reported to DHEC unless detected by school-affiliated testing, and details of individuals in quarantine do not need to be reported. However, clusters or outbreaks should still be reported to the regional DHEC office. In addition, as of September 2021, schools began reporting to DHEC aggregate totals of cases and contacts in students and in staff once weekly via a portal established by DHEC where a link is emailed to the school’s point of contact. This data, using standard DHEC data suppression rules to protect privacy when necessary, has been made available to the public online.

5. Staying Home When Sick and Getting Tested

- Educate staff, students and their parents on the [symptoms](#) of COVID-19 and the importance of staying home if they have any of the symptoms or if anyone in the household tests positive for the disease. Anyone who has symptoms of contagious illness, such as [COVID-19](#), should stay home and be referred to their healthcare provider for testing and care.
- Schools participating in the COVID antigen testing program have the ability to do rapid testing on site which could facilitate COVID-19 diagnosis and inform the need for quarantine of close contacts and isolation. Contact DHEC if you are not participating in the program but wish to join it.

6. Asymptomatic Screening Testing

- Diagnostic testing of symptomatic individuals and routine screening testing of asymptomatic individuals are both critical strategies for reducing disease transmission. **Schools are strongly encouraged to provide both types of testing.**
- Asymptomatic screening testing of individuals who are not vaccinated identifies infected people, including those without symptoms or before development of symptoms, who may be contagious, so that measures can be taken to prevent further transmission.
 - If schools implement screening testing, they can more quickly detect new cases and isolate cases, quarantine those who may have been exposed to COVID-19 and are not vaccinated and identify clusters to reduce the risk to in-person education.
- Individuals who are vaccinated do not need to participate in screening testing.
- Screening testing should be done in a way that ensures the ability to maintain confidentiality of results and protect students, teachers, and staff privacy. Consistent with state legal requirements and Family Educational Rights and Privacy Act (FERPA), K-12 schools should obtain parental consent for minor students and assent/consent from students themselves.
- Screening program considerations:
 - Screening testing is strongly encouraged to be offered to students who have not been vaccinated when community transmission is at moderate, substantial, or high levels and to all teachers and staff who have not been vaccinated at any level of community transmission.
 - To be effective, the screening program should test **at least once per week**, and rapidly (within 24 hours) report results. Although evidence regarding more frequent testing is limited, knowledge

about COVID-19 characteristics indicates that screening testing more frequently than one per week may be more effective at interrupting transmission and therefore keeping the greatest number of students and teachers in school.

- Schools may consider multiple screening testing strategies, for example, testing a random sample of at least 10% of students who are not vaccinated, or conducting pooled testing of cohorts.
- To facilitate safe participation in sports, extracurricular activities, and other activities with elevated risk (such as activities that involve singing, shouting, band, and exercise that could lead to increased exhalation), schools should very strongly consider implementing screening testing for participants who are not vaccinated.
 - Schools can routinely test student athletes, participants, coaches, and trainers, and other people (such as adult volunteers) who are not vaccinated and could come into close contact with others during these activities.
 - Schools can implement screening testing of participants who are not vaccinated up to 24 hours before sporting, competition, or extracurricular events.
- **DHEC strongly encourages school districts to utilize the resources made available to them by DHEC for both symptomatic testing and asymptomatic screening testing.**

7. Ventilation

- Improve [ventilation](#) to the extent possible to increase circulation of outdoor air, increase the delivery of clean air, and dilute potential contaminants. This can be achieved through several actions:
 - Bring in as much outdoor air as possible.
 - Ensure heating, ventilation, and air conditioning (HVAC) settings are maximizing ventilation.
 - Filter and/or clean the air in the school by improving the [level of filtration](#) as much as possible.
 - Use exhaust fans in restrooms and kitchens.
 - Open windows in buses and other transportation, if doing so does not pose a safety risk. Even just cracking windows open a few inches improves air circulation.
- Additional ventilation recommendations for different types of school buildings can be found in the [American Society of Heating, Refrigerating, and Air-Conditioning Engineers \(ASHRAE\) schools and universities guidance document](#).

8. Handwashing and Respiratory Etiquette

- People should practice handwashing and [respiratory etiquette](#) (covering coughs and sneezes) to keep from getting and spreading infectious illnesses including COVID-19. Schools should encourage these behaviors and provide adequate handwashing supplies.
- Teach and encourage [handwashing](#) with soap and water for at least 20 seconds. Posting signs in restrooms and at other sinks can serve as a helpful reminder of proper handwashing technique.
- Remind everyone in the facility [to wash hands frequently](#) and assist young children with handwashing.
- If handwashing is not possible, use hand sanitizer containing at least 60% alcohol (for teachers, staff, and older students who can safely use hand sanitizer). Hand sanitizers should be stored up, away, and out of sight of young children and should be used only with adult supervision for children under 6 years of age.

9. Cleaning and Disinfection

- In general, cleaning once a day is usually enough to sufficiently remove potential virus that may be on surfaces. Disinfecting (using disinfectants on the [U.S. Environmental Protection Agency COVID-19 list](#)) removes any remaining germs on surfaces, which further reduces any risk of spreading infection.

- For more information on cleaning a facility regularly, when to clean more frequently or disinfect, cleaning a facility when someone is sick, safe storage of cleaning and disinfecting products, and considerations for protecting workers who clean facilities, see [Cleaning and Disinfecting Your Facility](#).
- If a facility has had a sick person or someone who tested positive for COVID-19 within the last 24 hours, clean AND disinfect the space.

Questions and Additional Information

School officials who have questions about this guidance should contact their local DHEC office.

Social Distancing and Capacity

- The number of students on the bus should be limited to the extent possible.
- Allow only one child on a seat at a time to the extent possible.
- Use of assigned seats which remain consistent is strongly recommended, in order to facilitate contact tracing and limit the number of students who need to quarantine. An entire bus does not need to quarantine in response to a case if proper contact tracing can be performed.
- As possible, load the bus back-to-front.

Cleaning and Disinfection

- Each bus shall be cleaned then disinfected using an EPA-approved disinfectant daily.
- Frequently wipe down with disinfectant frequently touched surfaces, including those in the entrance touched by passengers, such as handrails, and those touched by the driver.
 - Disinfect with a [product that is EPA-approved](#) for use against the virus that causes COVID-19, [diluted bleach solution](#), or alcohol solution with at least 70% alcohol.
- Follow the manufacturer's instructions for all cleaning and disinfection products (e.g., concentration, application method, contact time, and personal protective equipment).
- Ensure adequate supplies to support frequent cleaning and disinfection practices.

Ventilation

- Increase air exchange on the bus and the input of outside air via available mechanisms, including opening the roof vents and some windows as weather and safety allows.
 - For buses with air conditioning, increasing circulation of outside air should still be performed to the extent possible, since the air conditioning on these buses only recirculates interior air.
 - Recognize that frequent openings of the door will also increase air exchange.

Personal Prevention Practices

- Masks are required by [Federal Order](#) on school buses and other forms of public transportation in the United States. Drivers and passengers must wear face masks or cloth face coverings that cover the nose and mouth while on public school buses/ transportation. Cloth face coverings should not be used on children under two years old, anyone who has trouble breathing, or anyone unable to remove the face covering without assistance.
- The CDC has a [pattern](#) and a [video](#) available demonstrating how to make a cloth face covering.

Messaging to Parents

- Educate drivers and students and their parents on the [symptoms](#) of COVID-19 and the importance of staying home if they have any of the symptoms or if anyone in their household tests positive for the disease.
- Frequently send a message to parents via a variety of methods the importance of social distancing, including not allowing students to congregate at bus stops.
- Translate messaging to appropriate languages.

References

- DHEC COVID-19 webpage: scdhec.gov/covid19

- What Bus Transit Operators Need to Know About COVID-19 (CDC): [cdc.gov/coronavirus/2019-ncov/community/organizations/bus-transit-operator](https://www.cdc.gov/coronavirus/2019-ncov/community/organizations/bus-transit-operator)

This is consistent with guidance available as of September 7, 2021 and may be updated as new information on this novel virus and evolving situation become available.



K-12 Schools Interim Guidance for Management of COVID-19 Cases

January 15, 2022

This guidance is intended for K-12 schools to plan their response to known and possible cases of COVID-19 as well as known contacts. This is based on what is currently known about COVID-19 and will be updated as more information and guidance become available. (*Information updated since last guidance provided in italics*).

Definitions

Close contact: Someone who was within 6 feet of an infected person (laboratory-confirmed or a clinically compatible illness) for a cumulative total of 15 minutes or more over a 24-hour period (for example, three individual 5-minute exposures for a total of 15 minutes) from 48 hours prior to symptom onset (or specimen collection for an asymptomatic infected person) of the infected person.

- The close contact definition excludes students who were within 3 to 6 feet of an infected student (laboratory-confirmed or a clinically compatible illness) if the exposed student(s) wore mask(s) during the exposure time. This exception does not apply to teachers, staff, or other adults in the indoor classroom setting.
- Close physical contact can include contact with the mucous membranes of a COVID infected person through such things as, kissing, sharing eating/drinking utensils, etc., regardless of the time frame.

Contact tracing: The practice of identifying, notifying, and monitoring individuals who may have had close contact with a person determined to be a confirmed or probable case of an infectious disease as a means of controlling the spread of infection.

Diagnostic Testing: The use of viral (antigen or PCR) COVID-19 tests to determine if an individual with symptoms compatible with COVID-19 is currently infected with SARS CoV-2, the virus that causes COVID-19.

Isolation: Isolation is used to separate people infected with the virus (those who are sick with COVID-19 and those with no symptoms) from people who are not infected. They must remain at home or the place they were told to isolate and avoid contact with other people until their isolation period is over. This includes avoiding contact with those in their household as much as possible.

OTC: Over the Counter Use – a medical product approved for use at home without need of a medical professional and without a prescription.

PPE: Personal protective equipment that includes but is not limited to medical grade gloves, face masks, N-95 Respirators, face shields, and gowns.

Prevention strategies: Actions taken to help reduce the transmission of the virus that causes COVID-19.

Quarantine: Quarantine is used to separate people who are close contacts of someone with a contagious disease, like COVID-19, from others for a period of time to see if they become sick. This is a method to prevent the spread of disease. When someone is quarantining, they should stay home and avoid contact with other people until the quarantine period is over. This includes people in their household as much as it is possible.

Rapid Test: A test (antigen or PCR) that is administered and processed within the same day on premise without sending to another location for processing. Results are typically processed and available within several minutes.

Screening: Routine, typically performed at least once weekly, viral (PCR or antigen) testing of asymptomatic individuals in order to identify asymptomatic individuals infected with SARS CoV-2, the virus that causes COVID-19.

Vaccinated

- Fully vaccinated: a person who has completed their primary vaccine series (two doses of Pfizer or Moderna vaccine or one dose of Janssen vaccine), including an additional dose if immunocompromised, with at least two weeks since their last dose.
- Maximally vaccinated (up-to-date): a person who has completed their primary vaccine series, including an additional dose if immunocompromised, *and* has had a booster shot if eligible.

Preparation for COVID Cases in the School

Schools should identify a room that is available to be used for the purpose of isolating students or staff who exhibit symptoms of COVID-19 during the school day.

- Students and staff should be moved safely, respectfully, as well as in accordance with any applicable privacy laws or regulations, to the isolation room for evaluation. The individual will be provided a mask which they **must** wear if they are able to use one, and students should be supervised by a staff member who maintains at least six feet of distance and uses appropriate personal protective equipment (PPE) if available.
- School nurses and other healthcare providers should use [Standard and Transmission-Based Precautions](#) when caring for sick people. See: What Healthcare Personnel Should Know About [Caring for Patients with Confirmed or Possible COVID19 Infection](#).
- Health rooms and isolation rooms should be treated as healthcare setting and are classified differently than other school settings when establishing preventive actions within schools.
- DHEC recognizes the workload associated with case investigation and contact tracing and recommends districts utilize additional trained staff as needed. Staffing companies with trained personnel are available, and/or individuals without a healthcare or public health background can be educated and trained to assist. Contact tracing training resources can be found here:
 - [CDC Contact Tracing Course](#)
 - [John's Hopkins University Contact Tracing Training](#)
 - [ASTHO Contact Training](#)

Individuals with symptoms of COVID-19 (but no known exposures to COVID-19)

Individuals should be excluded from school if they have any of the following with or without fever:

- Shortness of breath or difficulty breathing -or -
- Loss of taste or smell -or -
- New or worsening cough

If these symptoms are explainable by an underlying condition (such as shortness of breath for an individual with asthma) exclusion may not be necessary.

This is not a complete list of all symptoms of COVID-19, but only those that should trigger an automatic exclusion and evaluation for COVID-19. Other symptoms may include fever, chills, fatigue, muscle or body aches, headache, sore throat, congestion or runny nose, nausea/vomiting, or diarrhea. A person is able to spread the virus up to two (2) days before they have any symptoms, but many COVID-19 cases show no symptoms at all.

Given the overlap of COVID-19 symptoms with other more common illnesses and the lack of symptoms in many cases, it is not possible to identify and exclude all cases of COVID-19 through [screening of symptoms](#). Careful prevention strategies within the school are needed to reduce the chances of spread.

COVID Case in School

- **Isolation is required for all cases of COVID-19.**
- Enforce that staff and students disclose and stay at home or go home if:
 - They are showing COVID-19 symptoms, until they meet criteria for return described in the table below
 - They have tested positive for COVID-19, until they meet criteria for return described in the table below
- If a student or staff member tests positive for COVID-19, they could have been contagious with the virus up to 48 hours before their symptoms began or before their test specimen was collected (for those with no symptoms). All close contacts at the school will need to be identified.
- **Quarantine is required** for an individual who has been a close contact of someone who is determined positive with COVID-19 either through testing or symptom consistent diagnosis, with the following **two exceptions**:
 - Individuals who are maximally (if 18 years and older) or fully (if 5-17 years old) vaccinated and do not have symptoms do NOT need to quarantine after a close contact. DHEC recommends testing at day 5, and they **must** wear a mask for 10 days unless eating or drinking or more than six feet from anyone else when outdoors.
 - People who have tested positive (PCR or antigen test) for COVID-19 within the past 90 days and recovered and do not have symptoms do NOT need to quarantine. They **must** wear a mask for 10 days unless eating or drinking or more than six feet from anyone else when outdoors.
- There are three options for the duration of quarantine:
 - 10 days of quarantine have been completed and no symptoms have been reported during daily at home monitoring. This option is only recommended for temporary use in times of [substantial or high](#) COVID transmission in the school.
 - It is at the discretion of the district or school to temporarily lengthen quarantine to a standard 10-day option in the event of substantial or high COVID transmission in the community, and increased transmission within a school, as a mitigation strategy to decrease spread of the virus, in order to postpone or avoid having to go to virtual learning. Temporarily lengthening all school quarantine to 10-days may be considered if schools are unable to sufficiently manage the shortened 5-day option, but all efforts should be made to provide the shortened 5-day option to reduce student and staff absences.
 - 5 days of quarantine have been completed and no symptoms have been reported during daily at home monitoring. The person **must** then wear a mask through day 10. A viral test collected no sooner than day 5 is recommended and should be performed if available.
 - [Test-to-stay](#): DHEC supports this school program as an option for quarantine for those staff and students needing to quarantine.
 - One rapid viral test **must** be performed within 5 to 7 days after exposure. If available, a second rapid test should also be performed at least 24 hours apart.
 - A mask **must** be worn through day 10.
- A close contact who is ending quarantine early (less than 10 days) and returning to the school environment **must** wear a mask through the remainder of the 10 days in order to return to in-person learning. The individual should also continue to monitor for symptoms through 10 days after the date of last exposure.
- DHEC will notify schools of any reported cases that may have been contagious while on campus.
- Schools that are conducting school-based testing (e.g., BinaxNOW) should refer to that guidance for reporting requirements.
- For classrooms or cohorts with five or more people, if 20% or more of the students within a classroom or other cohort of students (e.g., sports team or extracurricular group) are absent or sent home early on the same day due to testing positive for COVID-19 or having symptoms of COVID-19, consideration should be given to excluding all students and staff, who have not voluntarily provided evidence of vaccination, in the classroom (or cohort of students) for five (5) days after contact with the last identified COVID-19 case. These cases should be reported to the regional DHEC health authorities using established reporting process. The classroom (or room used by the cohort of students) may need to be closed for cleaning and disinfection before use again. This definition of a

cluster or outbreak is subject to change as more is learned about the Omicron variant and its patterns of transmission.

- See COVID-19 Interim Guidance for K-12 School Operations for thresholds for consideration for a school temporarily going to virtual learning.

Management of Cases and Contacts in School Settings

Adhere to the following criteria for allowing a student or staff member to return to school:

	Scenario	Criteria to return to school
Asymptomatic Case	Person has tested positive with an <u>antigen test</u> but does not have symptoms of COVID-19 and is not known to be a close contact to someone diagnosed with COVID-19.	The person can return to school 5 days after the positive test, as long as they do not develop symptoms. A mask must be worn through Day 10. The person is not required to have documentation of a negative test in order to return to school. Exception: If the person has a PCR/molecular test performed within 24 – 48 hours of their positive antigen test, and that PCR/molecular test is negative: the positive antigen test can be considered a false positive and the person can immediately return to school.
	Person has tested positive with a <u>PCR/molecular test</u> , but the person does not have symptoms.	Person can return to school on day 6 after their positive test was performed, as long as they do not develop symptoms. A mask must be worn through Day 10. <i>If person develops symptoms during days 6-10 then the isolation period will restart for another 5 days from symptom start date.</i>
Symptomatic Case	Person has symptoms of COVID-19 and has <u>tested positive</u> with an antigen test or PCR/molecular test.	Person can return to school when: <ul style="list-style-type: none"> • It has been at least 5 days since the first day of symptoms (i.e., may return on day 6); AND • It has been at least 24 hours since the person had a fever (without using fever reducing medicine); AND • Other symptoms of COVID-19 are significantly improving. • A mask must be worn through Day 10. • The person is not required to have documentation of a negative test in order to return to school.
	Person has symptoms of COVID-19 but has <u>not been tested</u> for COVID-19 nor has visited a health care provider. Therefore, the person who has symptoms is <u>presumed positive</u> for COVID-19 due to the presence of a clinically compatible illness in the absence of testing.	Person can return to school when <ul style="list-style-type: none"> • It has been at least 5 days since the first day of symptoms (i.e., may return on day 6); AND • It has been at least 24 hours since the person had a fever (without using fever reducing medicine); AND • Other symptoms of COVID-19 are significantly improving. • A mask must be worn through Day 10.
Symptomatic but Not a Case	Person has symptoms of COVID-19 but has received a <u>negative test</u> for COVID-19* or has visited a health care provider and received an <u>alternate diagnosis</u> that would explain the symptoms of COVID-19. *In a person with symptoms, a negative test is defined as either (1) a negative PCR/molecular test, or (2) a negative antigen test if the person has a low likelihood of SARS-CoV-2 infection (e.g., the	Person can return to school when they meet criteria per DHEC exclusion list : <ul style="list-style-type: none"> • It has been at least 24 hours since the person had a fever (without using fever reducing medicine); AND • They have felt well for at least 24 hours. Note: <ul style="list-style-type: none"> ○ The health care provider is not required to detail the specifics of the alternate diagnosis. ○ Schools may require a negative COVID test to return.

	person has no known or suspected exposure to a person with COVID-19 within the last 14 days or is maximally (≥18yo) or fully (5-17yo) vaccinated or has tested positive on an antigen or PCR/molecular test in the last 90 days.)	
Close Contact (asymptomatic)	Close contact <u>is not</u> maximally (≥18yo) or fully (5-17yo) vaccinated.	<p>Person can return to school after completing 5 days of quarantine if they remain asymptomatic.</p> <ul style="list-style-type: none"> • The 5 days of quarantine begin after the last known close contact with the COVID-19 positive individual. • A mask must be worn through Day 10. • Recommended to get tested 5 days after exposure <p>Alternatively, a school may offer other options for quarantine:</p> <ul style="list-style-type: none"> ○ The person may return after completing a 10-day quarantine if they had no symptoms of COVID-19 during daily at-home monitoring, or ○ Test-to-stay option (see page 15 above)
	Close contact is maximally (≥18yo) or fully (5-17yo) vaccinated and <u>does not</u> have any symptoms.	<p>Person does not need to quarantine if they voluntarily choose to provide documentation of their maximally (if ≥ 18yo) or fully (if 5-17yo) vaccinated status to eliminate the need for quarantine.</p> <ul style="list-style-type: none"> • Recommended to get tested 5 days after exposure. • They must wear a mask at school through Day 10 after exposure. • <i>Testing of vaccinated close contacts living in a household with someone in isolation that cannot be separated should occur 5 days after the end of isolation for the person diagnosed with COVID-19. The close contact must wear a mask in school through Day 10 after the household COVID-19 case ends isolation.</i>
	Person who has tested positive (on a PCR or antigen test) for COVID-19 in the last 90 days and <u>does not</u> have symptoms after a close contact with someone with COVID-19.	<p>Person does not need to quarantine.</p> <p>The individual must provide either a note from a healthcare provider that they had the positive viral test result (via antigen or PCR test) in the past 90 days or provide a paper or electronic copy of the viral test result (SARS-CoV-2 RNA Detected or Positive).</p> <ul style="list-style-type: none"> • They must wear a mask at school through Day 10 after exposure.
Close Contact (symptomatic)	<p>Person who has been in close contact with someone with COVID-19, and who <u>develops symptoms</u> while in quarantine and has a negative test and <u>no other alternate diagnosis</u> to explain the symptoms. This applies to vaccinated or unvaccinated individuals.</p> <p>*If an alternate diagnosis has been determined, refer to the above close contact guidance based on vaccination/previously infected status.</p>	<p>Person can return to school when:</p> <ul style="list-style-type: none"> • It has been at least 5 days since the first day of symptoms; AND • It has been at least 24 hours since the person had a fever (without using fever reducing medicine); AND • Other symptoms of COVID-19 are significantly improving. <p>Recommended to get tested 5 days after exposure. They must wear a mask at school through Day 10 after exposure.</p>

Athletics/Activities*

- Close contacts will include anyone who was within **6 feet** of an infected person (laboratory-confirmed or a clinically compatible illness) for a cumulative total of 15 minutes or more over a 24-hour period (for example, three individual 5-minute exposures for a total of 15 minutes) from 48 hours prior to symptom onset (or specimen collection for an asymptomatic infected person) of the infected person.
- To determine who may be a close contact, investigators need to consider total time spent together during the infectious period. This includes time on the bus, bench, locker room, field/court/arena, etc. unless it is known that they were unlikely to be in close proximity of each other.
- The same isolation and quarantine requirements apply to these cases and close contacts as for those in the classroom.

*Activities where forced expiration produces increased respiratory droplets in the surroundings, including shouting, singing, physical exertion, etc.

Household close contact

- A household close contact is a subcategory of close contact and is therefore considered a close contact. A household close contact will follow the same requirements and recommendations as a close contact for return from quarantine. (refer to the “COVID Case in School” Section and “Management of Cases and Contacts in School Setting” table for details.)
- If the child or staff member lives in the same household as a known case and cannot completely separate in their own space in the home:
 - If they are not maximally (if ≥ 18 years old) or fully (if 5-17 years old) vaccinated, their five-day quarantine period begins after the case is released from isolation (at least 5 days after the case’s symptom onset or test date if no symptoms).
 - Example 1: If the case is in isolation for Days 1 through 5, the household close contact who is not vaccinated and cannot separate from them must quarantine through the case’s isolation time plus for Days 6 through 10. They may return to school on Day 11, if they are asymptomatic. A viral test collected no sooner than the day prior to return (day 10) is recommended and should be performed if available. They **must** wear a mask at school for Days 11 through 15.
 - Example 2: if the case is in isolation for Days 1 through 8, the household close contact who is not vaccinated must quarantine through the case’s isolation time (Days 1-8) plus for Days 9-13. They may return to school on Day 14, if they are asymptomatic. A viral test collected no sooner than the day prior to return (day 13) is recommended and should be performed if available. They **must** wear a mask at school for Days 14 through 18.
 - If they are maximally (if ≥ 18 years old) or fully (if 5-17 years old) vaccinated, they do not have to quarantine but **must** wear a mask throughout the case’s isolation time and for 10 days after the case is released from isolation. It is recommended for them to be tested five days after the end of the case’s isolation.
 - If they have been previously infected within the past 90 days (positive PCR or antigen test), they do not have to quarantine but **must** wear a mask throughout the case’s isolation time and for 10 days after the case is released from isolation.
- If the child or staff member is not vaccinated and has not been previously infected within the past 90 days and is not a caretaker of the household member who is infected and can separate themselves into their own space in the home, their quarantine period begins the day after their last close contact with the case (after separation in the household).

Staff working while in quarantine

- To limit the chances of COVID-19 spread in the school, staff who are not maximally vaccinated or previously infected within the past 90 days and are a close contact to a case **must** quarantine at home and not return to work until they meet the criteria in the table above for release from quarantine.
- School nurses are an exception to this rule as healthcare providers and may follow [CDC guidance for healthcare workers](#) for isolation and quarantine. A school should consult with DHEC before an infected school nurse is potentially allowed to work without isolation due to a crisis staffing scenario.
- If a staff member is exposed to COVID-19 prior to receiving a booster vaccine, the staff member must complete quarantine.
- During crisis staffing conditions (when a school is unable to maintain operations due to staffing shortages and would need to otherwise close), unvaccinated staff may be allowed to work during quarantine, if they are asymptomatic **AND** test negative on day 5 **AND** wear a well-fitting mask through day 10.



Interim DHEC COVID-19 School Testing Guidance

January 9, 2022

Types of COVID-19 Tests

There are two main types of viral tests that can be used to diagnose someone with COVID-19: nucleic acid amplification tests (NAATs) and antigen tests. A polymerase chain reaction (PCR) test is a type of NAAT. Please reference the Center for Disease Control and Prevention (CDC) COVID-19 Testing Overview [website](#) for the most up-to-date information on the types of COVID-19 tests.

Testing can be done by a participating school, healthcare provider or [DHEC testing site](#).

- Schools that are utilizing school-based testing should refer to the school's testing guidance. Also, consents must be obtained for any individual being tested at the school.

Diagnostic Testing

[Diagnostic testing](#) for SARS-CoV-2 is intended to identify the occurrence of SARS-CoV-2 infection at the individual level and is performed when there is a reason to suspect that an individual may be infected, such as having symptoms or suspected recent exposure.

- A student or staff member who develops symptoms of COVID-19 should be tested for the virus. *If a student or staff member does not get tested this could limit DHEC's ability to appropriately respond to new cases and ensure the health and safety of other students and staff.*

An antigen test, PCR test (nose or throat swab or saliva) or similar tests that directly detect the virus is required as there is delay in developing detectable antibodies. A negative antibody test is insufficient to rule out a new infection and a positive antibody test does not rule out the possibility of re-infection.

The presence of any of the symptoms below generally suggests a student, teacher, or staff member has an infectious illness, regardless of whether the illness is COVID-19. For students, staff, and teachers with chronic conditions, symptom presence should represent a change from their typical health status to warrant exclusion from school. Occurrence of any of the symptoms below while a student, teacher, or staff member is at school suggests the person may be referred for diagnostic testing.

- Temperature of 100.4 degrees Fahrenheit or higher
- Sore throat
- Cough (for students with chronic cough due to allergies or asthma, a change in their cough from baseline)
- Difficulty breathing (for students with asthma, a change from their baseline breathing)
- Diarrhea or vomiting
- New loss of taste or smell
- New onset of severe headache, especially with a fever

Schools should separate students with COVID-19 symptoms or COVID-19 diagnosis by, for example, placing students in isolation room/areas until transportation can be arranged to send them home or seek emergency medical attention.

Schools should report to DHEC via established reporting processes any COVID-19 tests performed by school-affiliated testing.

- DHEC will also notify schools of any reported cases that may have been contagious while on campus.
- Schools that are conducting school-based testing (e.g., BinaxNOW) should refer to that guidance for reporting information.
- School-affiliated testing vendors contracted by DHEC for that purpose will report results of the tests to DHEC through established protocols.
- All close contacts at the school will need to be identified.
- For classrooms or cohorts with five or more people, if 20% or more of the students within a classroom or other cohort of students (e.g., sports team or extracurricular group) are absent or sent home early on the same day due to testing positive for COVID-19 or having symptoms of COVID-19, consideration should be given to excluding all students and staff, who have not voluntarily provided evidence of vaccination, in the classroom (or cohort of students) for five (5) days after contact with the last identified COVID-19 case. This outbreak should be reported to the regional DHEC health authorities using the established reporting process.

Close contacts to a COVID-19 case who develop symptoms should be tested as soon as possible to ensure proper isolation or quarantine.

- For example, a student's quarantine period is set to expire on the 5th of the month. However, they also developed symptoms on the 3rd and did not get tested, which requires them to isolate until the 13th of the month. They may not return to school until after the 8th but **must** wear a mask on the 9th through 13th.

Asymptomatic Screening Testing (Optional, Strongly Recommended Program)

Schools are encouraged to use screening testing as a strategy to identify asymptomatic cases and prevent secondary transmission. Screening testing involves using SARS-CoV-2 viral tests intended to identify occurrence at the individual level even if there is no reason to suspect infection—i.e., there is no known exposure and no symptoms. Screening testing is intended to identify infected people without symptoms (or before development of symptoms) who may be contagious so that measures can be taken to prevent further transmission. The intent is to use the screening testing results to determine if it is safe to participate in in-person school or work, monitor disease occurrence in a group of students and/or staff, and to identify and isolate positive persons to prevent spread.

Screening testing is particularly valuable in areas with moderate, substantial, and high levels of community transmission. Screening testing for K–12 schools may allow schools to move between different testing strategies as community prevalence (and therefore risk assessment) changes. Screening testing could provide added protection for schools. For schools that offer it, screening testing may be done at any level of community transmission, but it would be most critical at levels of moderate (yellow), substantial (orange) and high (red) levels of community transmission. [CDC guidelines](#) recommend testing teachers and staff but not students at low (blue) levels of community transmission. Achieving substantial reduction in transmission with testing requires more frequent testing and shorter lags between test administration and reporting of results.

To be effective, the screening program should test **at least once per week**, and rapidly (within 24 hours) report results. Screening testing more than once a week might be more effective at interrupting transmission. Schools may consider multiple screening testing strategies, for example, testing a random sample of at least 10% of students who are not fully vaccinated, or conducting pooled testing of cohorts. Testing in low-prevalence settings might produce false positive results, but testing can provide an important prevention strategy and safety net to support in-person education.

Screening Testing in Activities/Sports

To facilitate safer participation in sports, extracurricular activities, and other activities with elevated risk (such as activities that involve singing, shouting, band, and exercise that could lead to increased exhalation), schools should

consider implementing screening testing for participants who are not vaccinated. Schools can routinely test student athletes, participants, coaches, and trainers, and other people (such as adult volunteers) who are not vaccinated and could come into close contact with others during these activities. Schools can implement screening testing of participants who are not vaccinated up to 24 hours before sporting, competition, or extracurricular events. Schools can use different screening testing strategies for lower-risk sports.

Screening Testing Guidance: (*Substitute “maximally (≥ 18 yo) & fully (5-17yo) vaccinated” for “fully vaccinated” in the table below*)

	Low Transmission ¹ Blue	Moderate Transmission Yellow	Substantial Transmission Orange	High Transmission Red
Students	Do not need to screen students.	Offer screening testing for students who are not fully vaccinated at least once per week.		
Teachers and staff	Offer screening testing for teachers and staff who are not fully vaccinated at least once per week.			
High risk sports and activities	Recommend screening testing for high-risk sports ² and extracurricular activities ³ at least once per week for participants who are not fully vaccinated.		Recommend screening testing for high-risk sports and extracurricular activities twice per week for participants who are not fully vaccinated.	Cancel or hold high-risk sports and extracurricular activities virtually to protect in-person learning, unless all participants are fully vaccinated.
Low- and intermediate-risk sports	Do not need to screen students participating in low- and intermediate-risk sports. ²	Recommend screening testing for low- and intermediate-risk sports at least once per week for participants who are not fully vaccinated.		

¹ [Levels of community transmission](#) defined as total new cases per 100,000 persons in the past 7 days (low, 0-9; moderate 10-49; substantial, 50-99, high, ≥ 100) and percentage of positive tests in the past 7 days (low, $< 5\%$; moderate, 5-7.9%; substantial, 8-9.9%; high, $\geq 10\%$.)

² The NCAA has developed a risk stratification for sports.

See https://ncaaorg.s3.amazonaws.com/ssi/COVID/SSI_ResocializationDevelopingStandardsSecondEdition.pdf [pdf icon](#) [external icon](#). Examples of low-risk sports are diving and golf; intermediate-risk sport examples are baseball and cross country; high-risk sport examples are football and wrestling.

³ High-risk extracurricular activities are those in which increased exhalation occurs, such as activities that involve singing, shouting, band, or exercise, especially when conducted indoors.

At-Home Rapid-Testing for COVID-19: Guidance for Schools

DHEC acknowledges the benefits of at-home rapid-testing to help identify COVID-19 cases as early as possible and inform when it may be safe to return to a school setting. DHEC also acknowledges that at-home/over-the-counter rapid-tests are most reliable when specimen collection is performed properly per package instructions, and results are interpreted and reported correctly. At-home rapid-tests that have been approved for emergency use authorization by the FDA are only required to be reported to DHEC if performed under the supervision of a healthcare provider (HCP) either in-person or virtually. Therefore, results from at-home rapid-testing not supervised by an HCP do not have to be reported to DHEC by schools.

Below are recommendations on how to handle results from at-home rapid tests by non-medical personnel. **DHEC encourages schools to allow for the use of at-home rapid-tests for supporting decisions about isolation and quarantine. When feasible, DHEC encourages proctoring of at-home rapid-tests.** If the test is not proctored by a HCP, the school or childcare must require submission of the completed “At-Home Rapid-Test Result Attestation Form” by the individual (or parent/guardian) in order for the result to be allowed to qualify an individual for isolation or early release from quarantine. Note that an individual may not be released early from isolation as long as they are having symptoms, regardless of their test result.

Individual has no known close contact with a COVID-19 case

- If an individual reports that they **tested positive** using an at-home rapid test and they are symptomatic, it is recommended that they isolate and contact their HCP if needed. This individual should not attend school/childcare center for the recommended isolation period. No PCR or other test is needed for confirmation.
- If an individual reports that they **tested negative** using an at-home rapid test and they are symptomatic, it is recommended that they contact their HCP and consider PCR testing within 2 days of the original test. This individual should not attend school/childcare center until they have met the criteria to return based on the [DHEC exclusion list](#).
- If an individual reports that they **tested positive** using an at-home rapid test and they are asymptomatic, it is recommended that they isolate and contact their HCP to discuss whether to have a follow-up test (PCR or antigen) performed by a healthcare facility/lab/participating school/childcare center. If there are 2 discordant antigen test results, a PCR test is recommended within (2) days of the original test. If they are unable to obtain another test, the individual should not attend school/childcare center for the recommended isolation period.
- If an individual reports that they **tested negative** using an at-home rapid test and they are asymptomatic, the person can attend school/childcare center only if they have no known close contact to COVID-19.

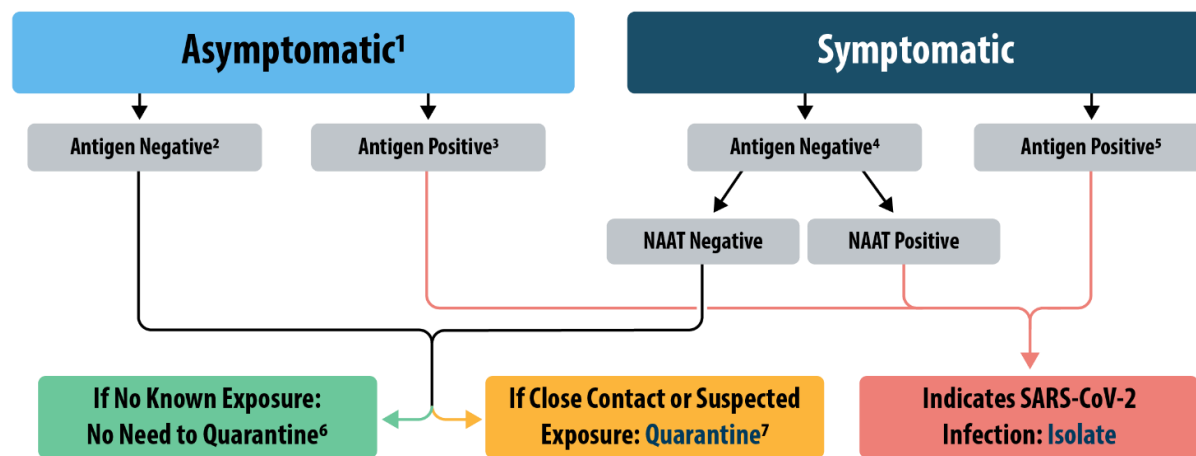
Individual has close contact with a COVID-19 case (within the prior 10 days)

- If an individual reports that they **tested positive** using an at-home rapid test and they are symptomatic, it is recommended that they isolate and contact their HCP if needed. This individual should not attend school/childcare center for the recommended isolation period. No PCR or other test is needed for confirmation.
- If an individual reports that they **tested negative** using an at-home rapid test and they are symptomatic, it is recommended that they contact their HCP to discuss whether to have PCR testing within 2 days of the original test. This individual should quarantine for the recommended period of time based on [current quarantine guidelines](#), unless repeat testing is positive, at which point isolation would be required.
- If an individual reports that they **tested positive** using an at-home rapid test and they are asymptomatic, it is recommended that they isolate and contact their HCP if needed. This individual should not attend school/childcare center for the recommended isolation period. The individual may seek confirmatory testing via PCR and if negative, they must still quarantine for the recommended period of time based on current quarantine guidelines.
- If an individual reports that they **tested negative** using an at-home self-test and they are asymptomatic, they should continue to quarantine for the recommended period of time based on current quarantine guidelines. To qualify for a shortened quarantine, the at-home rapid test must be completed no sooner than day 4 of the quarantine period.

In summary

	At-home test Positive	At-home test Negative
<i>Symptomatic without Close Contact</i>	Isolate Contact HCP if needed	Excluded per school/childcare exclusion criteria Contact HCP & consider PCR test
<i>Symptomatic with Close Contact</i>	Isolate Contact HCP if needed	Contact HCP & consider PCR test Quarantine per guidance, unless repeat testing is positive, at which point isolation would be required
<i>Asymptomatic without Close Contact</i>	Isolate Contact HCP & consider follow-up test	Can attend school/childcare
<i>Asymptomatic with Close Contact</i>	Isolate Contact HCP if needed	Quarantine per guidance (eligible for early release after 5 days if test performed on day 4 or later)

Antigen Test Algorithm for SARS-CoV-2 in Community Settings



Resources

- [South Carolina School and Childcare Exclusion List](#)
- [Understanding Quarantine Calendars](#)
- [CDC K-12 Schools and Childcare Guidance](#)
- [CDC Antigen Tests Guidelines](#)
- [DHEC List of Reportable Conditions](#)
- [CDC Antigen Tests Guidelines](#)
- [CDC COVID Data by County](#)

*****SAMPLE*** COVID-19 Case School Notification Letter**

Current as of January 9, 2022

DATE

Dear Parents or Guardians:

A case of COVID-19 was identified in a person who could possibly have spread the virus while attending [School name]. The school takes actions to limit the spread of the virus by separating different classrooms as much as possible. Although this person may/may not have been in your child's classroom, in group settings some may still come into contact with the virus and become ill. Those with COVID-19 can spread the virus to others up to two days before they have symptoms or a positive test and after their symptoms have improved. Therefore, it is important that steps be taken to prevent further spread and ensure the safety of those who might be at risk of a bad infection with COVID-19.

Please follow these steps to help you take the proper actions to protect your family and others:

- Monitor your child for any of the following symptoms until [date 10 days after last day the case was in school]:
 - Fever
 - New or worsening cough
 - Loss of taste or smell
 - Shortness of breath or difficulty breathing
 - Chills
 - Headache
 - Sore throat
 - Muscle or body aches
 - Fatigue
 - Congestion, runny nose
 - Nausea, vomiting, diarrhea
- Keep your child home if they have the symptoms above or other concern. Also:
 - Call your doctor to let them know your child may have been exposed to COVID-19 if they develop any of the symptoms above. Your child may need to get tested for COVID-19.
 - Keep your child separated from other children as much as possible until it can be determined if the symptoms are likely from COVID-19 or not.

The school has been asked to take the following steps:

- Exclude from attendance children who shared a classroom or had other close contact with the ill person until they are determined to no longer be at risk of COVID-19 from this exposure.
- Closely watch the children who continue to attend each morning and throughout the day for symptoms. Any ill children will be separated from the rest of the group immediately and will be evaluated.

Follow these instructions to help protect the health of your family and the community and help control the spread of COVID-19. The **DHEC Care Line** is available from 8 a.m. to 6 p.m. Monday through Friday to answer any questions you may have at: **1-855-4-SCDHEC (1-855-472-3432)**.

Sincerely,

*****SAMPLE*** COVID-19 Close Contact Notification Letter**

Current as of January 15, 2022

DATE

Dear Parents or Guardians:

This letter is to notify you that your child has been in close contact to another person with COVID-19 while attending **(name of school)**. It is important that steps be taken to prevent further spread and ensure the safety of those who might be at risk of a serious infection. The following recommendations are provided so you may take the proper actions to protect your family and others:

- Your child will be excluded from school attendance until completing quarantine.
- Your child does not need to quarantine if they are fully vaccinated or previously infected within the past 90 days **and** they do not have symptoms. They **must** wear a mask through **[date 10 days after last contact]**.
- Your child should get tested no sooner than 1 day before returning if a test is available or immediately if symptoms develop during quarantine.
- Monitor your child for the following symptoms until **[date 10 days after last contact]**:
 - Fever
 - Chills
 - Fatigue
 - New or worsening cough
 - Headache
 - Congestion, runny nose
 - Loss of taste or smell
 - Sore throat
 - Nausea, vomiting, diarrhea
 - Shortness of breath or difficulty breathing
 - Muscle or body aches
- If your child becomes ill, call your doctor to let them know your child's symptoms and that they may have been exposed to COVID-19.

There are two options for quarantine below that schools may utilize:

- They may be eligible to return on **[date 11 days after last contact]**, (10-day quarantine) if they continue to have no symptoms.
- They may be eligible to return on **[date 6 days after last contact]**, if they continue to have no symptoms. A viral test collected no sooner than **[date 5 days after last contact]** is recommended and should be performed if available. They **must** wear a mask through **[date 10 days after last contact]**.
- *If there is a household COVID-19 case that cannot separate from your child, then the child may return on day 6 day after the COVID-19 case's isolation ends, if they are asymptomatic and test negative no sooner than 2 days prior to return.*
- **Please confirm with school staff when your child may be able to return.**
- **How to Quarantine:**
 - Your child should stay home and not come into contact with other people during this time. They should not play with other children in person during this time even if they feel well. It is possible to spread the virus to others before you have symptoms.
 - Keep your child separate from other family members who may be at risk of severe illness from COVID-19 as much as possible. This includes those who are elderly and those with health conditions such as diabetes or diseases of the heart, lungs, kidneys, or immune system.
 - Help your child practice good hand washing; remind them to cover coughs and sneezes, and clean frequently touched surfaces often.

Please follow these instructions to help protect the health of your family and the community and help control the spread of COVID-19. The **DHEC Care Line** is available from 8 a.m. to 6 p.m. Monday through Friday to answer any questions you may have at: **1-855-4-SCDHEC (1-855-472-3432)**.

NEW Attestation Form for At-Home COVID-19 Test

Current as of January 9, 2022

Attestation of At-Home Rapid COVID-19 Test Result

I attest that the at-home/over-the-counter rapid COVID-19 test described below was performed on (First and Last Name) _____. The test was administered on the individual and the results belong to the test performed on them. The test was performed following the instructions provided by the test kit.

Student/Staff's Date of Birth: _____

School: _____

Grade (if applicable): _____ Teacher (if applicable): _____

Date and Time Tested: ____/____/____ and _____am/pm

Brand of Home Test: _____

Serial Number on Test Packaging: _____

Test Result as Observed by the Parent or Designated Adult Who Performed the Test (circle one):

☐ Positive

☐ Negative

☐ Unable to Determine

Test Performed By: _____

Printed Name

Signature

Parent or Legal Guardian (if different than above): _____

Printed Name

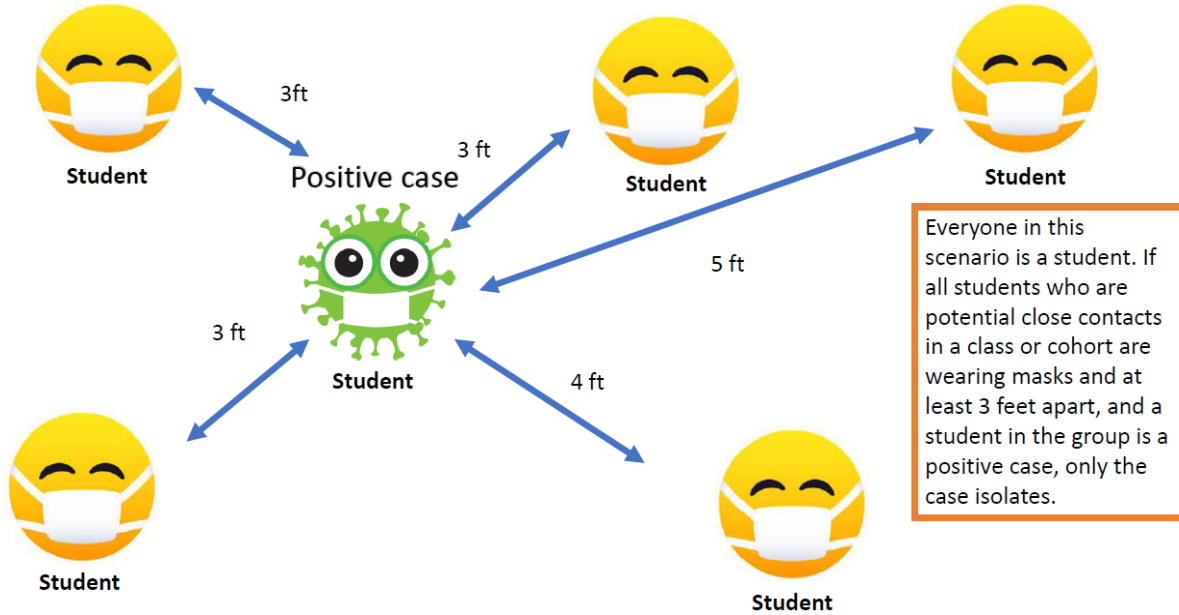
Signature

Date

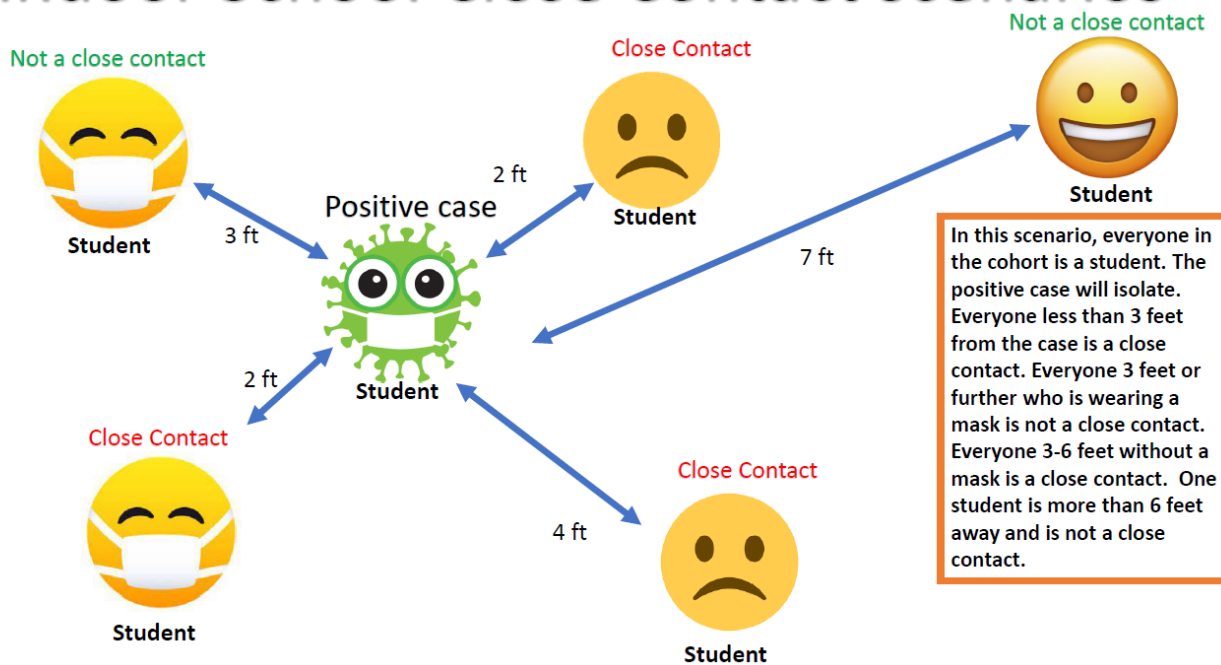
Indoor School Close Contact Scenarios

January 9, 2022

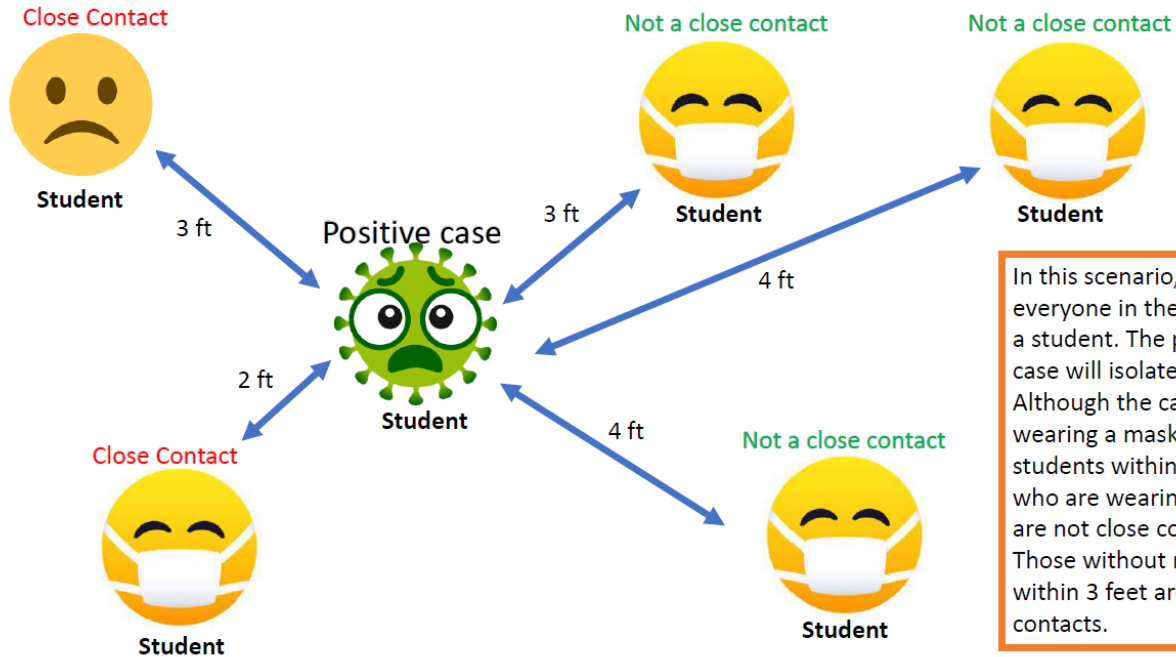
Indoor School Close Contact scenarios



Indoor School Close Contact scenarios



Indoor School Close Contact scenarios



Indoor School Close Contact scenarios

